




Handling a complex world.



NEC MTCO 1390

Modular Tachograph

The Modular Tachograph NEC MTCO 1390 is specially used for countries outside the EU- and AETR area or for vehicles not subject to tachograph regulation. Due to its modular design in radio-format the MTCO 1390 sets new standards.

On the basis of the current INMETRO-Regulations (Brazil) the MTCO 1390 in radio-format forms an innovative system component which can easily be integrated into future-oriented cockpit concepts. Moreover the stand alone variant with speed indication in the LC-display is ideal for worldwide retrofit.

In addition to road speed and distance travelled, driving times and rest periods of max. 3 drivers depending on the version can be recorded on the currently used record sheet. There are versions with tachograph charts for one day and tachograph chart bundles for 5, 6, 7 or 8 days.

Date, time, distance travelled, events as well as service and diagnostics information can be called up on the LC display. Speed indication is by means of the electronic speedometer or with an approved display function already integrated into the instrument cluster.

Different sensors can be used for distance and road speed recording.

Characteristics

- Multi-functional LC Display with 2x16 characters
- Recording unit for the ISO 7736 radio format
- Either hinged or fixed drawer version
- Automatic warnings
- Locked and unlocked via ignition key
- Battery-buffered real-time clock with automatic summertime/ wintertime switch-over
- Automatic, real-time positioning of record sheet admission (one day version)
- Automatic change of time group and cut-off of distance after 25 h
- Possible sensors: 2159, KITAS 2170, Inductive sensor depending on version

Options

- Customized front panels
- CAN-Interface
- Stand-alone version with digital speed indication

Modular Tachograph NEC MTCO 1390

Available Functions

Function	Indication	Recording chart	Indication via E-Tacho 1323	Data via optional CAN-Interface
Road speed	◦ 2)	•	•	•
Date	•	1)	-	•
Time	•	•	•	•
Total kilometers driven	•	1)	•	•
Daily kilometers	-	•	◦	•
Driving/Working times, rest periods	•	-	-	•
Events/Failures	•	•	◦	•
Additional stylus	-	◦	-	-
Engine speed	-	◦	-	•


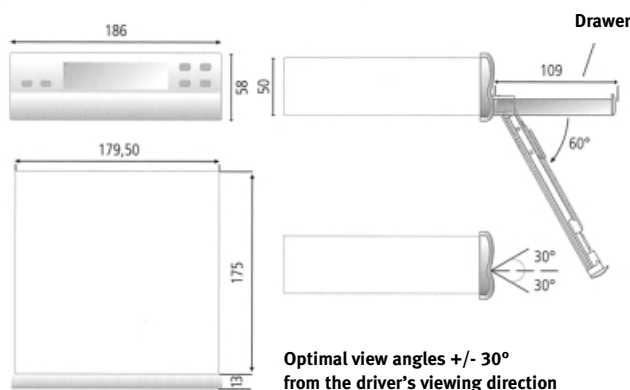
• Standard ◦ Options - not planned 1) Manual 2) Excluding indication of date

Technical Information

(Standard Version)

Measuring range	125 km/h
Operating temperature	-25°C ... +70°C
Operating voltage	24 V
Pulse range	4 000 to 25 000 Imp/km
Inputs/Outputs	v-sensor, v-pulse4 Imp/m, programming and instrument interface
Accuracy	+/- 3 km/h, distance +/- 1%, +/- 5 sec/day (by -5 °C ... +40°C)
EMC	RL 95 / 94 / EG ISO 7637
Casing	Steel, galvanised
Weight	~ 1350 g
Available extras	12 volts version, engine speed 3300 min ⁻¹ , CAN interface for instrument and vehicle, diagnostics interface via CAN (Diagnosis/CAN-Interface based on ISO/WD 16844), illuminated operating keys, dimmable display, measuring range 100/180 km/h, additional recording, rear axle commutator, speed warning, Stand alone version with digital speed indication
Assembly frame	An assembly frame according to ISO 7736 is required for mounting.

Mounting Dimensions (in mm):



Dealer